

## Lesson Titles and Lesson Texts

*Lesson Number and Title*

*Lesson Text and Author*

### Book 1

#### Monitor Comprehension



- 1 Think about the Text**  
Look, listen, talk, write, and draw to express thinking
- 2 Notice and Think about Nonfiction Features**  
Construct a *Feature/Purpose* chart
- 3 Explore Nonfiction Features**  
Create Nonfiction Feature books

***The Art Lesson***  
by Tomie dePaola

---

**“Taking a Trip”**  
*TIME For Kids*

**“Fly With a Butterfly”**  
*National Geographic Young Explorer*


---

**“Taking a Trip”**  
*TIME For Kids*

**“Fly With a Butterfly”**  
*National Geographic Young Explorer*

### Book 2

#### Activate & Connect



- 4 Discover Your Passion**  
Become a specialist
- 5 Think about What You Know**  
Write teaching books
- 6 Make Connections**  
Use personal experience to construct meaning
- 7 Merge Thinking with New Learning**  
Stop, think, and react to information

**“Fly With a Butterfly”**  
*National Geographic Young Explorer*

---

**“Fly With a Butterfly”**  
*National Geographic Young Explorer*

---


***Patches Lost and Found***  
by Steven Kroll

---

***Insects***  
by Robin Bernard

### Book 3

#### Ask Questions



- 8 View and Read to Learn and Wonder**  
Use images and words to gain understanding
- 9 Wonder about New Information**  
Ask questions when you read, listen, and view
- 10 Use Questions as Tools for Learning**  
Understand why some questions are answered and some are not
- 11 Read with a Question in Mind**  
Find answers to expand thinking

**“Spiders!”**  
*TIME For Kids*

---

***Recess at 20 Below***  
by Cindy Lou Aillaud

---

***Biggest, Strongest, Fastest***  
by Steve Jenkins

---

***Tornado***  
by Catherine Chambers

**Book 4****Infer & Visualize****12 Infer Meaning**

Merge background knowledge with clues from the text

*Honey, I Love  
and other love poems*  
by Eloise Greenfield

**13 Learn to Visualize**

Get a picture in your mind

*Honey, I Love  
and other love poems*  
by Eloise Greenfield

**14 Make Sense of New Information**


Infer from features, pictures, and words

*“Ladybugs Grow Up”*  
*TIME For Kids*

**15 Infer and Visualize with Narrative Nonfiction**

Tie thinking to the text

*Antarctica*  
by Helen Cowcher

**Book 5****Determine Importance****16 Figure Out What's Important**

Separate important information from interesting details

*“Amazing Helen Keller”*  
*TIME For Kids*

**17 Paraphrase Information**


Merge your thinking to make meaning

*“A Visit to Mexico”*  
*TIME For Kids*

**18 Organize your Thinking as You Read**

Take notes to record information

*“Welcome to the Rain Forest”*  
*TIME For Kids*

**Book 6****Summarize & Synthesize****19 Summarize Information**

Put it in your own words and keep it interesting

*“Welcome to the Rain Forest”*  
*TIME For Kids*

**20 Read to Get the Big Ideas**

Synthesize the text

*The Great Kapok Tree*  
by Lynne Cherry

**21 Explore and Investigate**

Read, write, and draw in researcher's workshop

*“Welcome to the Rain Forest”*  
*TIME For Kids*  
*The Great Kapok Tree*  
by Lynne Cherry

**22 Share Your Learning**

Create projects to demonstrate understanding

**Student work**  
A variety of texts on the project topic